

---

16th Conference of IAOS

OECD Headquarters, Paris, France, September 19<sup>th</sup> 2018

# International and national experiences, and main insights for policy use of well- being and sustainability frameworks

collective work within the EU funded project MAKSWELL

by Alessandra Tinto , Fabio Bacchini, Barbara Baldazzi, Angela Ferruzza and Tommaso Rondinella (Istat); Jan A. van den Brakel, R.M.A. Willems (CBS); Natalie Rosenski, Thomas Zimmermann (Destatis); Zsolt Andrási, Máté Farkas, Zsófia Fábíán (HCSO); Ralf Münnich, Florian Ertz (Trier University).



# About MAKSWELL

# MAKSWELL

MAKING  
Sustainable development and  
WELL-being frameworks work  
for policy analysis

November 2017 / April 2020

[www.makswell.eu](http://www.makswell.eu)

## MAKSWELL PARTNERS



Horizon 2020 - Research and  
Innovation Framework Programme

Call: H2020-SC6-CO-CREATION-2017

Coordination and support actions (Coordinating actions)




# About MAKSWELL

**Motivation 1** – Growing attention to the beyond GDP indicators

**Motivation 2** – Growing data availability

**Motivation 3** – Methodological challenges

**Motivation 4** – Fostering interaction between beyond GDP indicators and policies



# About MAKSWELL

WP1

- Analysis of the frameworks on well-being and use in policy-making
- Implementation of the Sustainable Development Goals

WP2

- New methodologies using non-traditional data sources:
- SAE for SDGs
  - Sentiment from social media
  - Satellites

WP3

- Regional poverty measurement:
- SAE
  - Regional prices from scanner data

WP4

- Time series:
- Nowcasting SDGs
  - multivariate analysis on MIP
  - Treatment of discontinuities

WP5

- Reflection Paper on next FP9
- Extension of macroeconomic models
- Beyond GDP pilot studies for Italy and Hungary

# About MAKSWELL

WP1

- Analysis of the frameworks on well-being and use in policy-making
- Implementation of the Sustainable Development Goals

WP2

- New methodologies using non-traditional data sources:
- SAE for SDGs
  - Sentiment from social media
  - Satellites

WP3

- Regional poverty measurement:
- SAE
  - Regional prices from scanner data

WP4

- Time series:
- Nowcasting SDGs
  - multivariate analysis on MIP
  - Treatment of discontinuities

WP5

- Reflection Paper on next FP9
- Extension of macroeconomic models
- Beyond GDP pilot studies for Italy and Hungary

Within the European statistical system different activities are currently going on at local, national and international level.

➔ **Need to have an updated global picture.**

- Review of international experiences.
- Country by country review.
- Identification and description of selected experiences: the cases of Sweden, France and Italy.

# Well-being frameworks and SDGs

WP1

**Table 1. Countries that implemented a framework to measure well-being**

	Well-being project	Used in national policy cycle	Territorial level: below country level
YES	19	11	12
NO	9	17	16
<b>Total</b>	<b>28</b>	<b>28</b>	<b>28</b>

**Table 2. Countries that implemented the SDGs indicators**

	SDGs	Used in national policy cycle	Territorial level: below country level
YES	27	21	12
NO	1	7	16
<b>Total</b>	<b>28</b>	<b>28</b>	<b>28</b>

# Well-being domains

WP1

OECD	Italy	Lithuania	Luxembourg	Netherlands	Poland
Housing	Economic wellbeing	Social exclusion	Housing	Housing	Material living conditions
Income	Economic wellbeing	Social exclusion	Income and wealth	Well-being and material welfare	Material living conditions Economic and physical safety
Jobs	Work and life balance	Labour Market	Occupation	Work and education	Main kind of activity: work
Community	Social relationship		Social Relationships	Society	Leisure and social relations
Education	Education and learning Quality of services	Educational attainment	Education and skills	Work and education	Education
Environment	Environment Quality of services		Environment	Environment	Quality of environment at the place of residence
Civic Engagement	Policy and institutions Social relationship		Governance and civic engagement	Society	The state, fundamental rights, active citizenship
Health	Health Quality of services	Life expectancy Mortality	Health	Health	Health
Life Satisfaction	Subjective wellbeing		Subjective well-being	Well-being and material welfare	Subjective well-being
Safety	Safety Quality of services		Personal security	Security	Economic and physical safety
Work-Life Balance	Work and life balance Subjective wellbeing		Work-life balance	Work and education	Leisure and social relations
	Innovation, creativity and research				
	Landscape and cultural heritage				

Country-by-country well-being domains

compared to the OECD How's Life? Initiative.



# Well-being indicators

WP1

	OECD	Austria	Belgium	Denmark
DOMAIN	<b>Jobs</b>	<b>Material Wealth</b>	<b>Labour and leisure</b>	<b>Work</b>
INDICATORS	Labour market insecurity	Labour productivity	Employment rate	Job satisfaction
	Employment rate	Gender pay gap	Unemployment rate	Employment rate, 30-59 years old
	Long-term unemployment rate	Unemployment rate	Youth not in employment, education or training	
	Personal earnings		Stress at work	
			Household work	

## Selected practices

### Selection criteria:

- National Framework for Wellbeing
- National Framework for SDGs
- Link to policy making



### SWEDEN

- Multi-stakeholder dialogue
- Definition of SDGs national targets



### FRANCE

- Annual report
- Impact assessment of main reforms
- National consultation

*Law 411/2015  
"New wealth Indicators"*



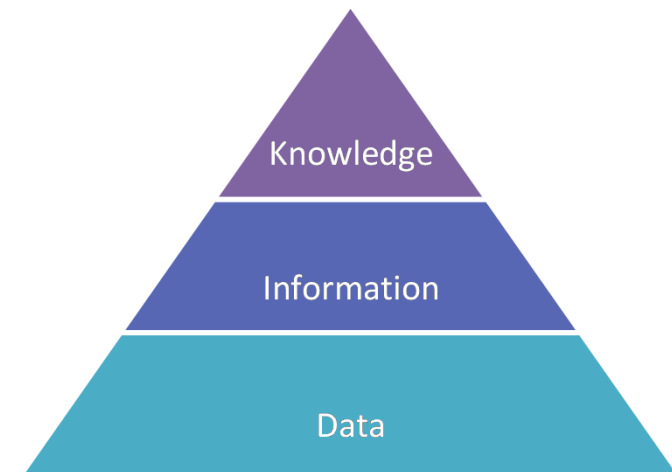
### ITALY

- Well-being indicators into the DEF
- Trend and policy forecasts

*Law 163/2016  
"Budget reform"*

### Challenges for official statistics

- Complexity and multidimensional phenomena
- New and more specific knowledge needs:
  - thematic nature,
  - territorial detail,
  - type of information produced.
- “All data evolution”
- Evidence-based policy making:
- Promotion of a statistical culture

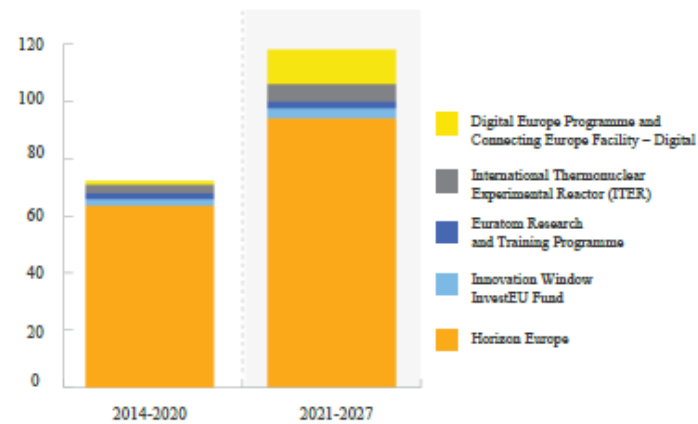


**Official statistics is called to move up the knowledge pyramid**

## Towards the 9th Framework Programme

### Investing in the future

In billion euro, current prices



Note: Compared to the Multiannual Financial Framework 2014-2020 at EU-27 (estimate)

Source: European Commission

Source:

EC COM(2018) 321 final.

A Modern Budget for a Union that Protects, Empowers and Defends. The Multiannual Financial Framework for 2021-2027

1. New data
2. Methodologies for new sources
3. Assessment capacity
4. Skills and competence development
5. Building a data-friendly environment

5 areas  
30 research proposals

---

# Thank you for your attention!

[rondinella@istat.it](mailto:rondinella@istat.it)

web: [www.makswell.eu](http://www.makswell.eu)

twitter: [@MAKSWELLproject](https://twitter.com/MAKSWELLproject)

e-mail: [rd-projects@istat.it](mailto:rd-projects@istat.it)